

MBH Adaptív Kötvény Euró Alapba Fektető Alap

(MBH „Adaptive” Euro Fund of Funds)



Monthly Fact Sheet – 28 March 2024

www.mbalapkezezo.hu


Investment policy

The investment objective of the fund is to provide investors with a performance in euro that best approximates the performance of the MBH „Adaptive” Total Return Derivative Bond Fund in forint terms. In order to achieve this investment objective, the fund's portfolio consists of investment funds, including primarily HUF-denominated units of the MBH „Adaptive” Total Return Derivative Bond Fund, government securities, bank deposits and a volume of continuously rolling EUR/HUF forward contracts with a maturity of one year, which are adjusted to the exchange rate value of the HUF-denominated assets.

Recommended for

For those investors who want to optimise their investment returns while taking reasonable risks; who are looking for a flexible, efficient solution for their long-term euro (EUR) investments

Aggregate risk indicator



Recommended investment horizon



Performance

	3 months	6 months	1 year	3 years	5 years	Since launch date	2023	2022	2021	2020	2019
Fund	2.76%	5.87%	10.89%	-2.34%	0.28%	0.59%	9.73%	-16.44%	1.76%	2.99%	3.97%

Based on net asset value/unit, after deduction asset management fee, custody fee and other charges, over one year period annualized yield rates. Yields and performance of past periods do not guarantee future performance of the fund.

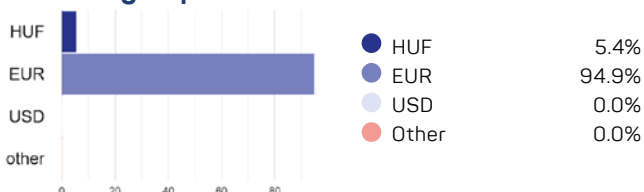
Portfolio manager



Szalay Róbert
portfolio manager

He graduated from the College of Finance and Accounting in Zalaegerszeg in 2000, and in 2005 he completed his university degree at the University of West Hungary. In 2008, he was involved in setting up AXA's investment fund manager and launching the fund's new investment funds. He joined the asset management team of the Pannónia Pension Fund in 2010, hence the path to Pannónia Befektetési Szolgáltató Zrt., the legal predecessor of MKB-Pannónia Alapkezelő, in 2012 as a leading bond portfolio manager.

Net currency exposure



Key facts

ISIN	HU0000715388
Currency of the fund	EUR
Launch date	November 1, 2015
Fund type	absolute return derivative fund
Settlement date	T+3 banking day
Net Asset Value	14,142,694
Price/Unit	1.048365

Risk indicators of the Fund

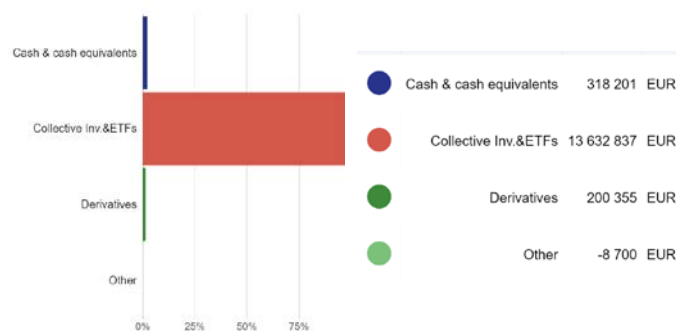
Net risk exposure	100.06%
Max Draw Down since inception	-25.7%

	6 months	1 year	3 years
Standard deviation	1.7%	2.4%	7.1%
Sharpe Ratio			

Net asset value and price/unit



Portfolio breakdown



Top holdings over 10%

MKB ADAPTÍV KÖTVÉNY

Investment activity

The Fund's portfolio will be filled with MBH „Adaptive” Total Return Derivative Bond Fund, with a EUR/HUF forward long position matched to its size.

Glossary

Unit Price (Net Asset Value per Unit): shows how much of the Fund's assets are available per unit, at which value units can be purchased or redeemed. We present the unit price according to the date of preparation of the report - the last distribution day of the previous month.

Settlement: how long after the purchase / redemption order the financial settlement takes place. (Eg: in the case of day T + 3, the transaction will be settled according to the unit price valid on the 3rd trading day after the order is placed.)

Investment period: the investment period is usually divided into short, medium and long term. In the short term, they typically think for a period of about one year, in the medium term for a period of about one to three years, and in the long term for more than 5 years. The recommended minimum investment period is determined in relation to the Fund's risk (the degree of historical exchange rate fluctuations experienced).

ISIN: (International Securities Identification Number): a unique international identifier for securities.

Aggregate risk indicator: provides guidance on the risk level of this product relative to other fund products. It shows how likely this product is to cause a financial loss because of the market movements or because we cannot pay you. The indicator is based on the fluctuations in daily returns of the retrospective values modelled on the Fund's theoretical portfolio composition over the past 10 years. Lower values typically mean lower risk and lower expected returns, while towards higher values the risk and expected return increase. This classification may change over the life of the Fund.

Net asset value: the assets of investment funds less the value of their liabilities, the market value of the total assets managed by the fund. We present a value determined according to the date of preparation of the report - the last distribution day of the previous month.

Portfolio: means the composition and totality of the assets held by investment funds.

Standard deviation: the average deviation of the yields from the average value, ie the fluctuation of the daily yields achieved in the past, the table shows data (6 years, 1 year and 3 years) looking back from the date of reporting - the last distribution day of the previous month .

Sharpe ratio: the ratio of excess return over risk-free return to standard deviation, the table shows data for the 6-month, 1-year and 3-year periods from the date of reporting to the date of reporting - the last trading day of the previous month.

Max Drawdown Indicator: Shows the percentage of the largest rate drop since the start of the Fund compared to the highest exchange rate value achieved in the past.

Legal disclaimer

More detailed information about the costs related to distribution (purchase, holding, redemption) of investment units, the risks and investment policy of the Fund, is available in the Fund's Prospectus and Management Policy, as well as at the distribution places. Information provided in this document is not exhaustive, so in order to make a well-informed investment decision, please read carefully sections about the Fund's potential risks and detailed terms and conditions in the Fund's Prospectus, Management Policy and Key Investor Information, as well as the actual Fund related sections of the investment services and ancillary services policy of the relevant distributor, and inquire about the cost of registering the investment units in a securities account. Only mutual understanding of these documents and information ensures to make a conscious decision about whether investing into the Fund is in line with the investor's risk tolerance!

The informative documentation is available on the website www.mbalapkezezo.hu and at the distribution places of the relevant distributors.

This document is a marketing communication material according to 55 of Section (1) Paragraph 4 of the Act on Collective Investment Trust and Their Managers, and on the Amendment of Financial Regulations, but does not mean any offer for distribution, and is not an investment- or a taxing advice.

The Fund Manager is MBH Alapkezelő Zrt. (number of supervisory licence: **H-EN-III-22/2022**), Chief Distributor of the Fund is MBH Bank Nyrt. (number of supervisory licence: H-EN-I-57/2023., member of the Budapest Stock Exchange).